


CANOPEN CONFIGURATION TOOL CAN2USB

- Configuration of Trafags pressure transmitter CMP 8270 via USB
- Easy to use visual user interface
- Integrated datalogger
- Complete set available at Trafag AG
- System requirements: Windows 7, Windows 8, Windows 10, USB 2.0 or higher



CANopen Configuration Tool CAN2USB

Configuration of CANopen devices is for non-experts a very difficult task. Common software is geared towards experts with a lot of background knowledge and routine in programming such devices. Neither the software user interface nor hardware like connectors and adapter cards are a comfortable solution for occasional users. The CMP CANopen Configuration tool, developed and produced for Trafag CMP 8270 CANopen pressure transmitter, is the perfect solution for this: Easy-to-use software interface and a USB-to-CANopen dongle. It allows configuration of all CANopen parameters and access to the complete object dictionary. Live display of the actual measurements of pressure and temperature and an integrated logger with export function offers easy monitoring of the CANopen bus communication.

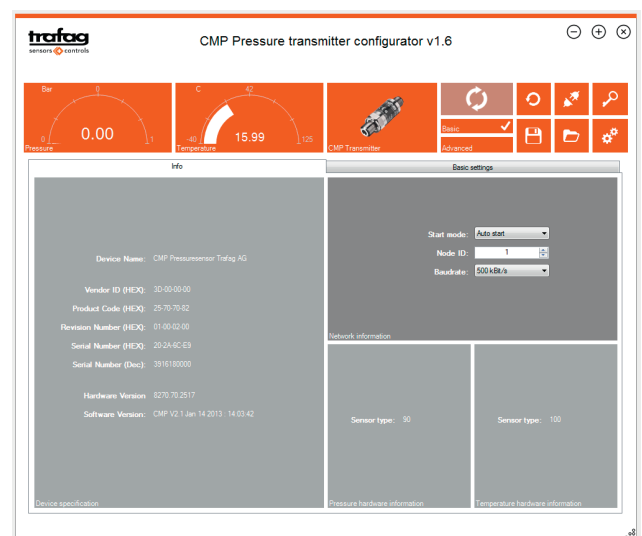
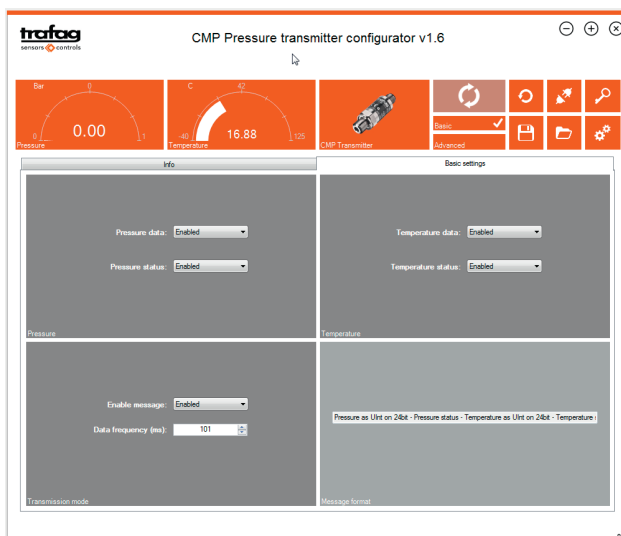
Applications

- Configuration of CANopen pressure transmitter CMP 8270



Features

- Configuration of Trafags pressure transmitter CMP 8270 via USB
- Easy to use visual user interface
- Integrated datalogger
- Complete set available at Trafag AG
- System requirements: Windows 7, Windows 8, Windows 10, USB 2.0 or higher



Content of delivery:

- CAN2USB adapter
- Cable from adapter to USB
- T-connector M12 F-F-M
- Terminator 120 Ω
- USB Memory stick with software and manual for CAN2USB and CMP 8270

Recommended accessory (not included):

- CMP0.6M: CANopen Pressure Transmitter 8270 CMP with pressure range 0 ... 0.6 bar
- C29161: Pressure applicator



Instruction www.trafag.com/H73617